

CHESHIRE EAST COUNCIL

REPORT TO: CORPORATE SCRUTINY

11 February 2010

Date of Meeting:

Report of:

Head of Policy and Performance

Subject/Title:

Q3 Performance

Portfolio Holder:

Councillor David Brown

1.0 Report Summary

1.1 This report provides Corporate Scrutiny members with an overview of 2009 – 2010 Q3 performance for Cheshire East Council. Appendix 1 summarises performance against all National Indicators and key corporate performance measures.

2.0 Decision Requested

2.1 Note the overview of performance detailed and consider issues raised in the report in relation to potential underperformance against targets and how these will be addressed. Corporate Scrutiny will wish to look particularly at Performance and Capacity Directorate measures in the attached table.

3.0 Reasons for Recommendations

3.1 To ensure that Corporate Scrutiny has a clear view of performance across the Council and the local area and can challenge areas of underperformance.

4.0 Wards Affected

4.1 All

5.0 Local Ward Members

5.1 All

6.0 Policy Implications including - Climate change - Health

6.1 Performance management supports delivery of all key council policies including climate change and health.

7.0 Financial Implications for Transition Costs (Authorised by the Borough Treasurer)

7.1 None

8.0 Financial Implications 2009/10 and beyond (Authorised by the Borough Treasurer)

8.1 There are no direct financial implications from this report.

9.0 Legal Implications (Authorised by the Borough Solicitor)

9.1 The Council is required to report to Government on its performance against measures in the National indicator Set.

10.0 Risk Management

10.1 Services are required to carry out risk assessments as part of their performance planning.

11.0 Overview of 2009-2010 Q3 performance

11.1 A table showing performance across all National Indicators is attached at appendix 1. Further analysis of performance is given in the charts below. For the Council overall information was gathered for 212 measures (National Indicators, or part indicators and corporate local indicators). 102 (48%) were assessed as green; 68 (32%) amber and 42 (20%) red.

Figure 1 – Overall Council performance

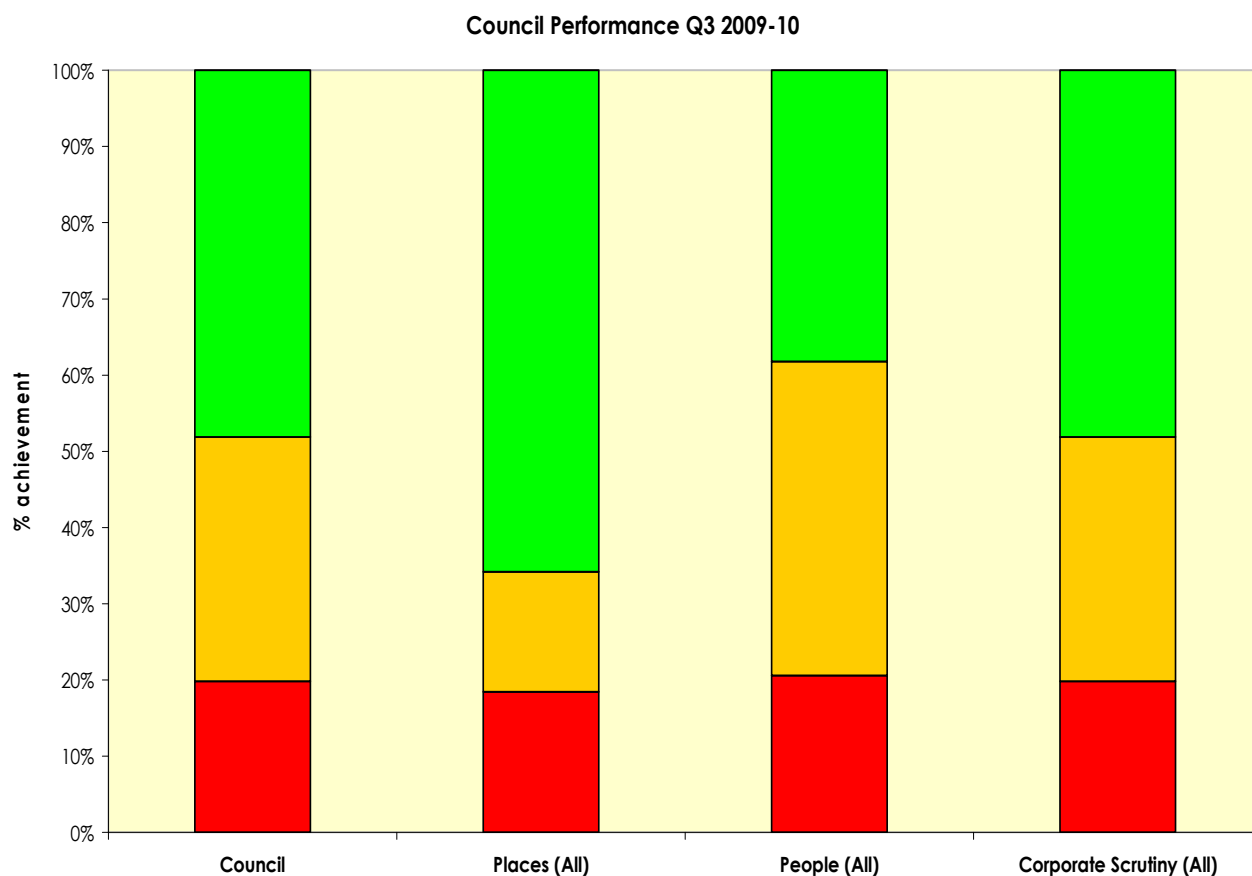
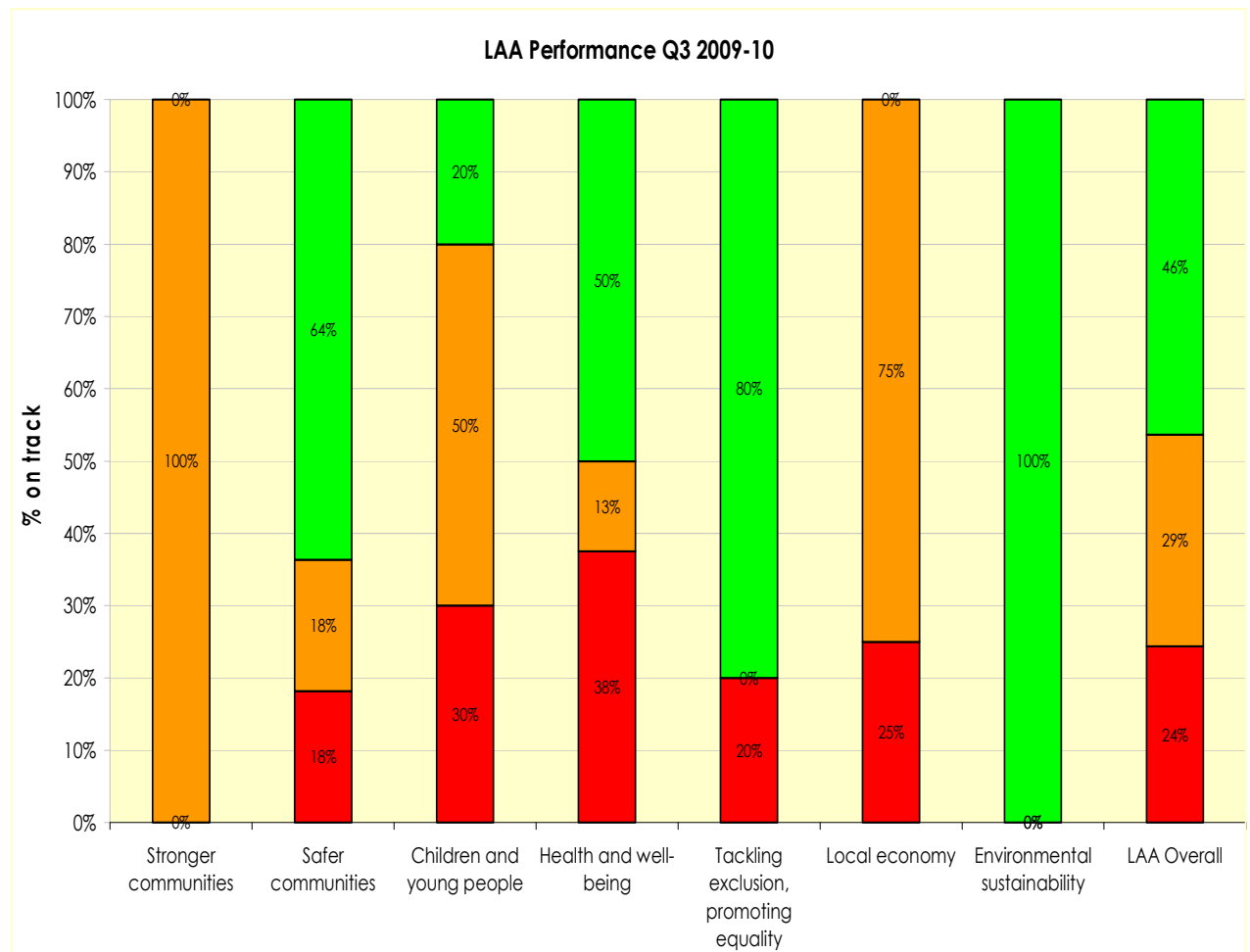


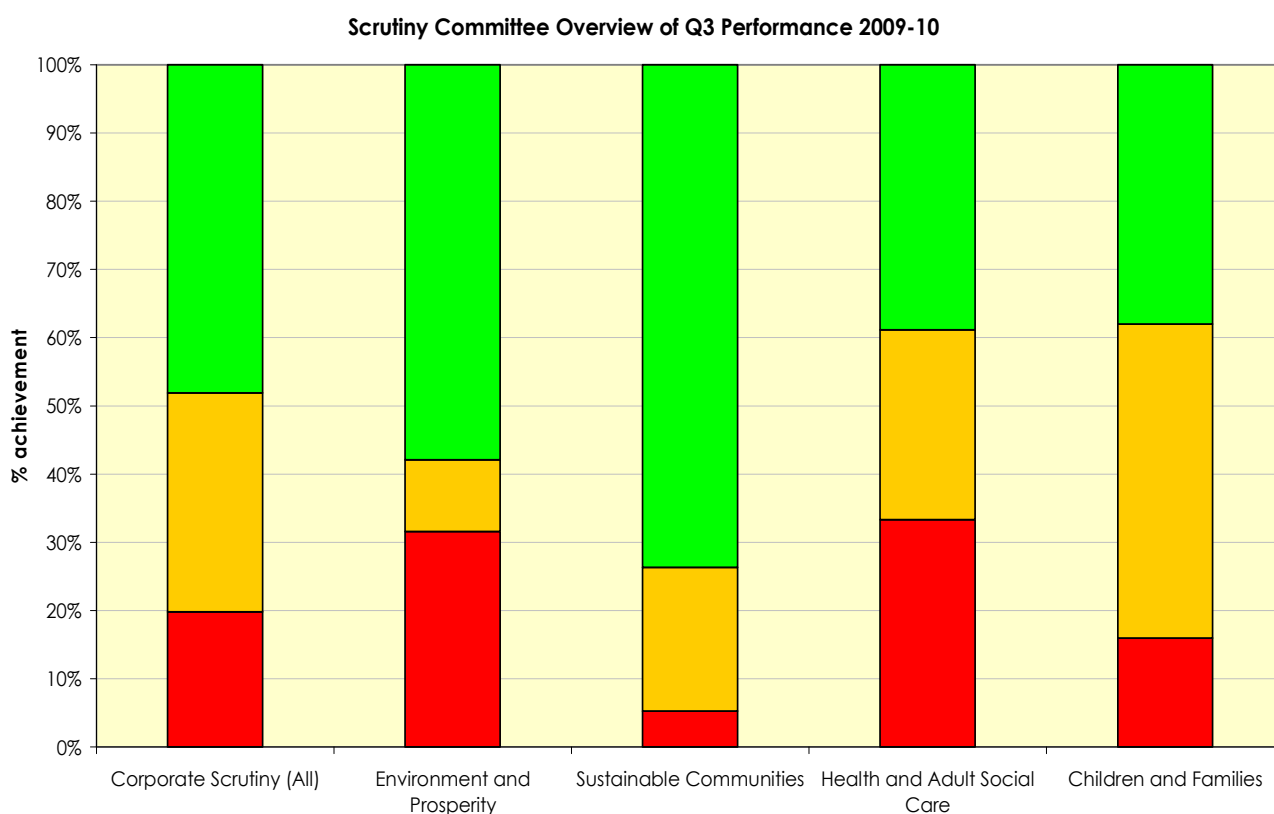
Figure 2: LAA Performance



11.2 There are 35 designated National Indicators and 10 non-designated indicators in the Local Area Agreement. A number of indicators have two parts and data have been collected for 41 measures. Overall 19 (46%) were green, 12 (29%) amber and 10 (24%) red. Two LAA indicators are collected biennially as part of the Place Survey and a further seven are collected annually and are not yet available. LAA indicators are highlighted yellow in appendix 1.

11.3 Each Scrutiny Committee will be considering the National Indicators in its own area of remit. Sustainable Communities Scrutiny also has an overview role in respect of the Local Area Agreement and its performance management. Figure 3 shows the overall performance for National Indicators in each of the scrutiny areas. These cover Environment and Prosperity Scrutiny (19 Indicators); Sustainable Communities (19 Indicators); Health and Adult Social care (18 Indicators) and Children and Families (50 Indicators). Corporate Scrutiny summarises all indicators.

Figure 3: Performance by Scrutiny area



2009-2010 Year end

11.4 Fourth quarter performance data will be produced after 31 March for consideration and review by Scrutiny Committees. An Annual Report, summarising the Council's achievements will be produced and published in June 2010 and brought to Scrutiny for review before publication.

12.0 Access to Information

The background papers relating to this report can be inspected by contacting the report writer:

Name: Janis Grant
 Designation: Planning and Performance Manager
 Tel No: 01270 685854
 Email: Janis.grant@cheshireeast.gov.uk